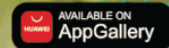


# YOUR 90-DAY OPTIMIZE VEGAN IMMUNITY AND WELLBEING YOUR PLAN INCLUDES

- 12 KEY OPTIMIZATION INDICATORS
- SYSTEM SUPPORT INDICATORS
- IMMUNE SUPPORT INDICATORS
- GUT SUPPORT INDICATORS
- CIRCULATORY SUPPORT INDICATORS
- RESISTANCE INDICATORS
- ENVIRONMENT INDICATORS
- FOOD ADDITIVE RESTRICTIONS
- VEGAN FOODS TO EAT



*This plan created for:*

*This plan created by:*

**DISCLAIMER:** None of these statements have been evaluated by the FDA. This product is not intended to diagnose, treat, cure or prevent any disease or condition. It is intended to provide nutritional food information only.

The digital process does not provide reproducible indicators as it reflects the changing epigenetic environment at the quantum biological level. Nutritional Food Optimization should only be considered every 90 days. It is NOT recommended that a new Nutritional Food Plan be created within this period.

# THE OPTIMIZE VEGAN IMMUNITY & WELLBEING FOOD PLAN

## AN INTRODUCTION FROM MEDICAL PROFESSIONALS

**“Vegan Optimize Immunity & Wellbeing”** is a simple, enjoyable and proven system of aligning your environment to optimize your physical, mental and emotional potential.

Your environment controls up to 98% of the way in which many of your genes express themselves. This means the way in which they act physically and control virtually all aspects of your metabolism and your life.

Currently you, and almost everyone else on the planet, are operating below your potential due to the effects of the environment. Processed foods, low nutrient intake, toxins and chemicals, electromagnetic fields and extremely low frequency influences are responsible for a breakdown in the body’s normal day to day functions.

These functions are driven basic processes which are crucial to the way in which your physical body expresses. Firstly, the quality of new cells your body creates to repair itself and secondly, the nervous system and enzyme processes which are responsible for all bodily processes.

As the environment controls gene expression it is the most crucial aspect of producing optimized cells, which in turn produce optimized tissues, which in turn produce optimized organs and finally systems and the entire organism – or optimized you!

Your enzyme processes are entirely reliant on a constant supply of vitamins, minerals and amino acids for them to operate. Your nervous system is strongly affected by toxins, additives and EMF/ELF. All of these factors can contribute to a breakdown in metabolic function.


To achieve your potential, you need to ensure that these processes are working at their optimized levels. Anything less than optimum and you feel the effects in a loss of function, which can be reflected in low energy, poor sleep, weak immune system, poor concentration, irritability, general aches and pain, slow recovery, susceptibility to injury and more. If left in a sub-optimal state for too long, then this can eventually lead to chronic issues.

The **“Vegan Optimize Immunity & Wellbeing”** program is designed to help identify many of the common environmental influences that could be leading to a less-than-optimum output of your genes, enzymes and metabolic function. Also, to provide you with a 60-Day Plan for dealing with these issues and optimizing yourself through dietary, nutritional and supplement programs.

Optimization is an awakening process, whereby you become aware of the effects of your environment on your body, you feel the positive choices that you make and you become responsible for your own destiny.



Alfons Meyer, medical doctor



Marcus Stanton, medical doctor

# THIS REPORT IS ONLY VALID FOR THE NEXT 60-DAYS

Your next Optimize Report date is:


Book today with your provider at:

Phone:

Email:

With any regime change that supports wellness or performance it is most beneficial to follow a course of reports. Being optimized, means staying in alignment with your epigenetic environment and adjusting your food and nutrient intake to meet your changing needs over time. We recommend that you do this every 60-days, as this is a natural cycle the body follows. Don't miss out and book your next report now based on the above date.

## KEY OPTIMIZATION OVERVIEW



### Systems Support Summary

Hormone System

Digestion

Emotions

Circulatory System

For full indicators see page 4.

### Foods Restrictions Summary

Kiwi

Raspberry

Red Pepper

Cauliflower

Eggplant

Pistachios

Beer

Elderberry

Kidney Beans

Pomegranate

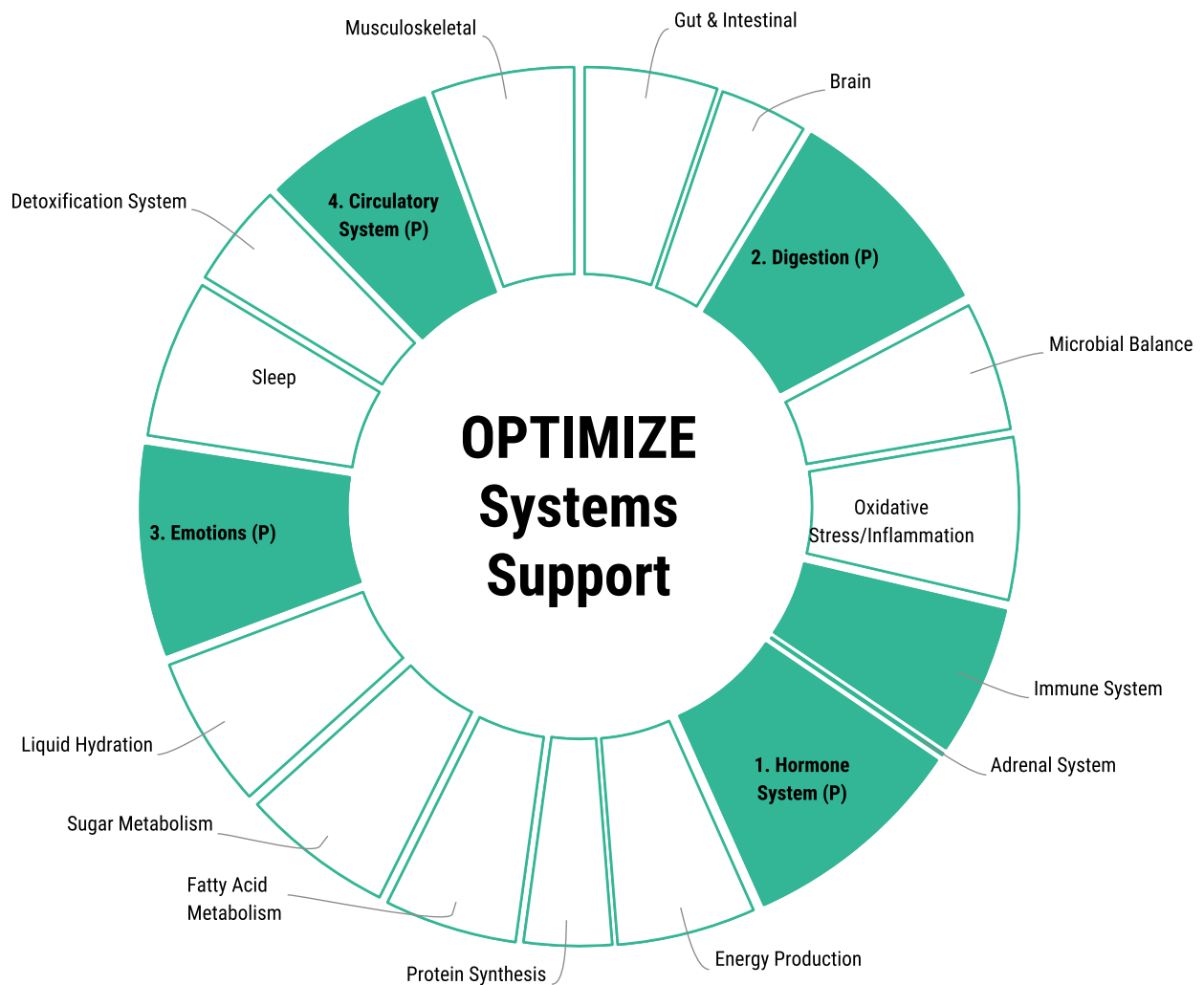
For full food restrictions indicators see table on page 26 and food additive avoidance indicators on page 27.

| Category           | Indicator  | Information   |
|--------------------|--|---|
| Interference       | ELF (Extremely Low Frequency). Microwaves. Computer monitor. Magnetic constant field | For full results see the chart on page 10. For food sources refer to page 30. |
| Foods              | Please refer to the foods tables on page 26 of the plan.                             | For full results see the chart on page 26.                                    |
| Minerals           | Potassium. Selenium. Molybdenum. Sodium  | For full results see the chart on page 14. For food sources refer to page 29. |
| Fatty Acids        | Alpha-Linolenic Acid - 3 (ALA). Gamma Linoleic Acid - 6 (GLA)                        | For full results see the chart on page 16. For food sources refer to page 29. |
| Antioxidants       | Carotenoids. Selenium. Co-Enzyme Q10. Vitamin E                                      | For full results see the chart on page 18. For food sources refer to page 29. |
| Additives to Avoid | Please refer to the food additives table and link on page 27.                        | For full results see the chart on page 27.                                    |

## The Key Indicators Chart

The larger the segment in the chart, the higher the epigenetic relevancy indicator, which means the item is more of a **Priority** for you to address. Lesser items are marked **Advisory** or **Consider** and no indication means low relevance. These are indicators of underlying issues which you should consider addressing using the suggested nutritional food intake programs.

# SYSTEMS SUPPORT ENERGETIC INDICATORS



The above chart indicates which areas may require nutritional support by cross referencing the other chart data and comparing the total number of relevant support factors indicated for each area. This is an indicator of a support requirement only and not a diagnosis of any physical malfunction within any specific area. If you are concerned about the physical function of any of your systems processes, you should seek the help of a qualified health professional.

# Personal Immune System Support Indicators



Every Person's Immune system varies dramatically based on diet, environmental pollutants and metabolic stressors. The indicators on this page are intended to fortify your own immune system. A Personalised Nutritionally Balanced Diet is essential to maintain or build a healthy and robust immune system. An effective immune system can assist in protecting you from the worst effects of viral and other environmental impacts. Boosting your own immune systems is essential for your own vitality and wellbeing. Please consider concentrating on correcting each of the sections below.

|                         |                  |                            |                                    |           |                                      |
|-------------------------|------------------|----------------------------|------------------------------------|-----------|--------------------------------------|
| Vitamins Markers        | Vitamin A1       | Vitamin B1                 | Vitamin B2                         | 2         | 35+ Total Value High Support         |
|                         | Vitamin B5       | Vitamin B6                 | Vitamin B9                         |           |                                      |
|                         | Vitamin B12      | Vitamin C                  | Vitamin D3                         |           |                                      |
|                         | Vitamin E        |                            |                                    |           |                                      |
| Minerals Markers        | Zinc             | Copper                     | Manganese                          | 2         | 20-34 Total Value Moderate Support   |
|                         | Selenium         | Iron                       |                                    |           |                                      |
| Antioxidants Markers    | Vitamin C        | Selenium                   | Carotenoids                        | 20        |                                      |
|                         | Flavonoids       | Polyphenols                | Superoxide Dismutase               |           |                                      |
|                         | Vitamin E        | Alpha Lipoic Acid          | Co-Enzyme Q10                      |           |                                      |
| Fatty Acids Markers     | Omega 3          | Omega 6                    |                                    | 5         |                                      |
| Amino Acids             | Cysteine         | Glutamine                  | Glycine                            | 6         |                                      |
|                         | Lysine           | Tryptophan                 |                                    |           |                                      |
| System Supports         | Gut & Intestinal | Circulatory System         | Oxidative Stress/Inflammation      | 6         |                                      |
|                         | Sleep            | Energy Production          | Liquid Hydration                   |           |                                      |
| Environmental Stressors | Toxic Metals     | Chemicals and Hydrocarbons | Electro Sensitivity OR Environment | 10        | 1-19 Total Value Maintenance Support |
| Resistance indicators   | Moulds/Spores    | Fungus                     | Parasite                           | 0         |                                      |
|                         | Virus            |                            |                                    |           |                                      |
| Food Restrictions       | Sugar            | Corn                       | Wheat OR Barley                    | 6         |                                      |
|                         | Oats             | Beer                       | Banana                             |           |                                      |
| <b>Total Value</b>      |                  |                            |                                    | <b>57</b> |                                      |

The above chart compares relevant immune data from the other pages. These are indicator's of nutritional optimisation only and not intended to be a diagnosis of any physical malfunction within any specific area. If you are concerned about the physical function of any of your wellness systems processes, you should seek the help of a qualified health professional.

# Personal Immune System Support



A balanced nutrition is essential to maintain or build a strong immune system. An optimized immune system can assist in warding off the worst effects of a virus or other environmental stressors. Boosting your own immune systems is essential for your own wellbeing. The following nutrients should be part of your weekly food plans.

Protein plays a role in the body's immune system. Green vegetables are best steamed rather than fried. Include unsalted nuts and seeds in your food intake.

Vitamin A helps regulate the immune system. This immune-boosting vitamin can be found in foods such as green cabbage, parsley, sweet potatoes, carrots, broccoli, spinach, red bell peppers, apricots and some cereals.

Vitamin C Stimulates antibodies. Include bioavailable sources of this healthy vitamin by slow juice citrus fruits such as oranges, grapefruit and tangerines, or red bell pepper, papaya, strawberries, tomato juice or foods fortified with vitamin C, such as some cereals. Drinking Papaya leaf tea is an excellent anti-oxidant.

Vitamin E is an important antioxidant, which is able to neutralizes free radicals that impact the immune function. Include vitamin E in your diet with sunflower seeds, almonds, vegetable oils (such as sunflower or safflower oil), hazelnuts and walnuts.

Zinc is also important for the immune system. Zinc can be found in whole grain products, beans, seeds and nuts.

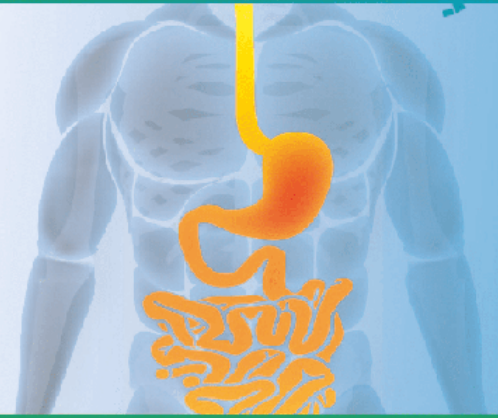
Other micronutrients, including vitamin B6, folate, selenium, iron, copper as well as prebiotics and probiotics, also may influence immune response and play a role in a healthful eating style. Obtaining these nutrients from fresh foods is preferred, as they are bioavailable.

Avoid sugars. Apart from the "obvious" sugar, there are a lot of hidden forms, such as: corn starch, fructose (fruit sugar) syrup, dextrose, saccharide, maltose, barley malt, and maltodextrin or oligo fructose. For example, 100 g of sugar (in about one bottle of soda pop) can reduce the white blood cell's ability to destroy bacteria and viruses, for up to five hours.!

**Ginger** is packed with immune-boosting vitamins, minerals, and antioxidants. **Turmeric** has been known to boost your immune response. **Cinnamon** has been used to reduce inflammatory substances, which can also impact the immune response

Our own immune system defends against viral contamination and disease-causing microbes. It is often in our own hands to optimize the function of this essential system.

|  |
|--|
| Get enough sleep and manage stress. Sleep deprivation and stress overload increase the hormone cortisol, prolonged elevation of which suppresses immune function.  |
| Hydration, water with a reduced surface tension and lower O.R.P level's, helps to carry oxygen to our body cells, which results in properly functioning systems. This type of drinking water also assists in removing toxins from the body.              |
| Avoid tobacco smoke. It undermines basic immune defenses and raises the risk of bronchitis and pneumonia in everyone, and middle ear infections in kids.   |
| Drink less alcohol. Excessive consumption impairs the immune system and increases vulnerability to lung infections.  |
| Eat plenty of fresh vegetables, fruits, nuts, and seeds, which will provide your body with the nutrients your immune system needs. A study in older adults showed that boosting fruit and vegetable intake.  |
| Consider Pre and probiotics. Studies indicate supplements reduce the incidence of respiratory and gastrointestinal infections. Try to consume more Fermented foods such as fermented vegetable as they have been shown to reduce respiratory infections. |
| Vitamin D sun rays. Sunlight triggers the skin's production of vitamin D. Low vitamin D levels correlate with a greater risk of respiratory infection.   |



# Gut Support Indicators

The unprecedented modernization which has taken place over the last three decades has brought with it a massive increase in environmental pollutants. These pollutants have impacted our daily lives in many ways.

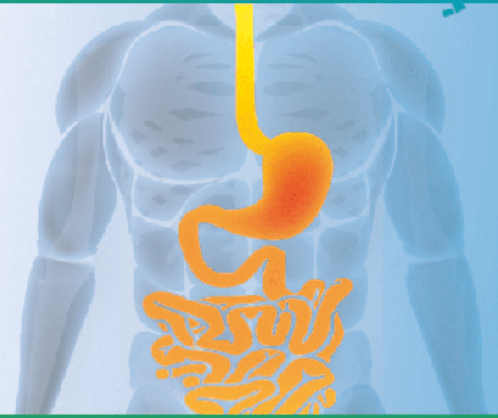
One of the biggest impacts has been the stress caused to the Intestinal tract and Gut System. These two areas provide most of our cellular energies and play a major role in our immune systems. The function of these systems are equally important to our memory, as they influences the brains performance.

When toxic pollutants enter the gut, dysfunction can occur. Below are some of the pointers which may be of assistance to optimized gut performance. This is not a diagnostic assessment and should not be taken as such. The table below indicates which nutrients can help optimize gut support. The more of the pointers that appear in the table below the higher level of optimization of gut support may be required.

|   |                       |                            |                               |           |                                      |
|---|-----------------------|----------------------------|-------------------------------|-----------|--------------------------------------|
| Environmental Stressors                     | Electro Sensitivity   | Chemicals and Hydrocarbons | Radiation                     | 2         | 20+ Total Value High Support         |
|   | Toxic Metals          | Bacteria                   | Fungus                        |           |                                      |
|   | Parasite              | Virus                      |                               |           |                                      |
| Nutrition Markers                           | Histidine             | Tryptophan                 | Zinc                          | 7         | 11-19 Total Value Moderate Support   |
|   | Cysteine              | Betaine                    | Superoxide Dismutase          |           |                                      |
|   | Molybdenum            | Vitamin D3                 | Alpha Lipoic Acid             |           |                                      |
|   | Sulforaphane          | Omega 3                    | Selenium                      |           |                                      |
|   | Vitamin B12           | Iron                       | Vitamin C                     |           |                                      |
|   | Glutamine             |                            |                               |           |                                      |
| System Support Energetic Indicators         | Digestion             | Microbial Balance          | Oxidative Stress/Inflammation | 3         | 1-10 Total Value Maintenance Support |
|   | Detoxification System | Emotions                   | Energy Production             |           |                                      |
|   | Immune System         | Brain                      |                               |           |                                      |
| Food Intolerances                           | Wheat                 | Barley                     | Rye                           | 0         |                                      |
|   | Alcohol               | Corn                       |                               |           |                                      |
| <b>For gut food support refer to page 8</b> |                       |                            | <b>Total Value</b>            | <b>12</b> |                                      |

An indication that you may require nutritional support to optimize your Gut Stress is not a diagnosis that you have any issues or condition.

This is not diagnostic and makes no claim that you have any disease, issues or conditions. If you are concerned about your gut health you should consult your physician before starting a nutrition regime.



# Gut Support

## The Gut and the Immune system

We could consider our Gut system as a life supporting garden. The garden is full of both good and bad vegetation. Our performance relies on optimizing and balancing the gardens good vegetation and control of the unwanted over growth. The good vegetation consists of the trillions of good microbial bacteria, which assists in breaking down and converting the foods we consume.

The overgrowth consists of millions of pathogens - resulting in a loss of microbial diversity. This is often caused by toxins, food stressors and pollutants such as heavy metals.

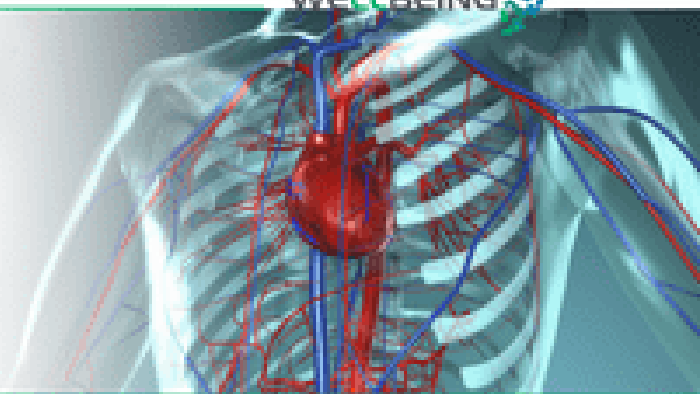
## The Gut and the Immune system

Other factors which are important for optimizing your gut systems or that can be reflected in poor gut function could be due to our own life styles and the foods we consume as well as many environmental factors combine to influence our Gut and therefore our immune and brain systems.

| Gut Support                       | Suggested Food/Supplement Sources  |
|-----------------------------------|--|
| Gut Support (Prebiotics Day 1-60) | Onions, Asparagus, Garlic, Leeks, Beets, Cabbage, Tomatoes, Berries, Bananas, Apples, Whole grains, Chia Seed, Flax seed.  |
| Gut Support (Probiotics Day 1-60) | Garlic, Celery, Vegetable Fibre, Green Apples, Papaya, Bananas, Ginger and Whole Grains.   |
| Gut Support (Optimize Day 1-60)   | Aloe Vera, Butyrate, Collagen, Ginger, L-glutamine, Licorice Root, Alpha-Linolenic Acid (ALA), Eicosapentaenoic Acid (EPA), Docosahexaenoic Acid (DHA), Quercetin, Turmeric. |
| Gut Support (Avoid Day 1-60)      | Gluten, Sugar, Highly processed foods and Alcohol, E 171 Titanium Dioxide  |

## In Optimizing gut performance we need to consider

- Reducing Gut Stress levels.
- Enhancing Sleep.
- Avoiding underlying food intolerances, which can stress our own gut flora balance.
- Increase our consumption of both pre and probiotic foods.
- Improving our water quality consumption.
- Reducing the amount of processed foods we consume daily.
- Avoiding chemicals and toxins that we absorb through unwashed vegetables.
- Reducing the chemical agents found in some foods.
- Reducing environmental factors such as water-pollutants and the air we breathe.
- Reducing Electro Magnetic frequencies, and Geopathic stress factors.



# CIRCULATORY SUPPORT INDICATORS

Poor Circulation reduces the ability of your body to transport nutrients and oxygen to where they are needed.

You can support your circulation with good nutrition and some simple exercise and lifestyle choices outlined below.

Circulation can be supported by many nutrients and it's important to get this balance daily. The chart below indicates which nutrients can be important to help optimize circulation. The more of these that appear in the table below the higher level of support the circulation system may require, with your final support level indicated in the column on the right. Remembering this is not a diagnosis of the function of your circulatory systems.

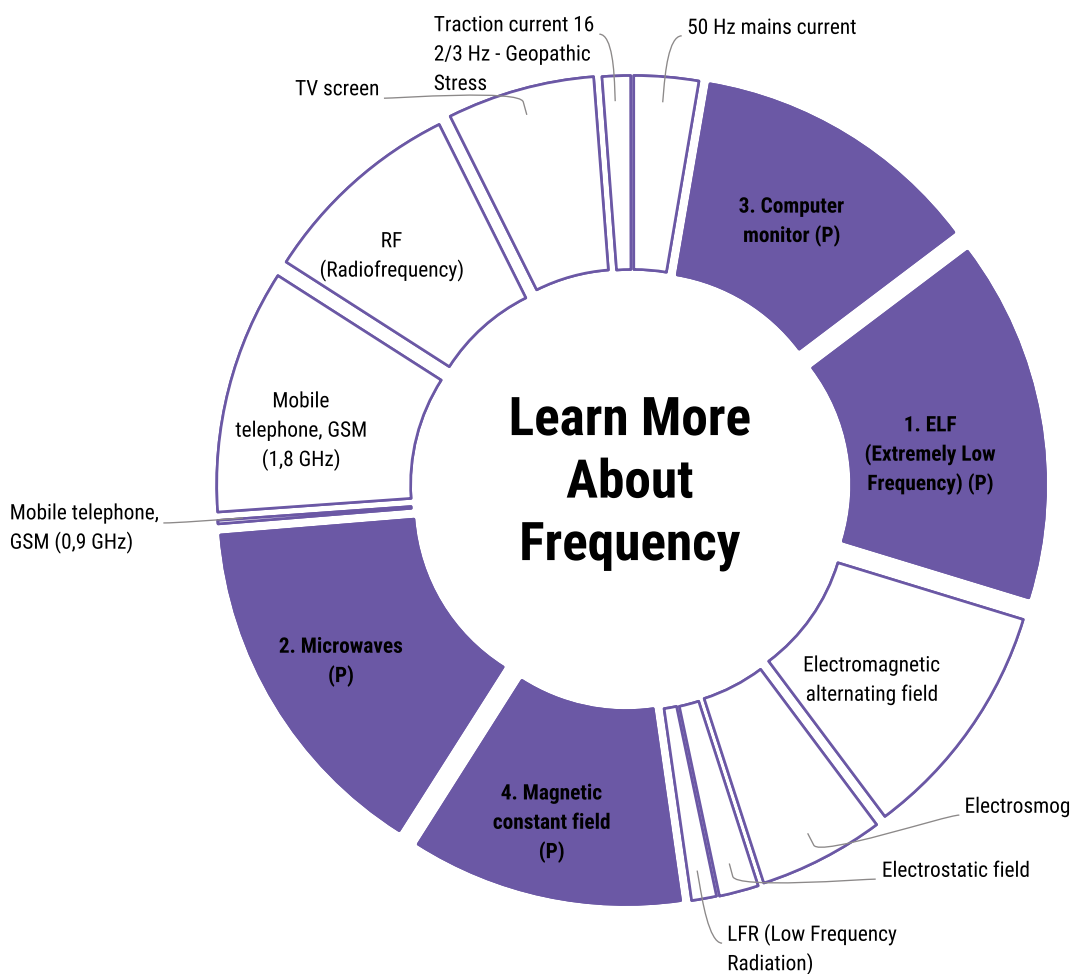
|   |                |                      |               |                                       |
|---|----------------|----------------------|---------------|---------------------------------------|
| <b>Circulatory Nutrition Support Indicators</b><br><br>An indication that you may require nutritional support to optimize your Circulatory systems is not a diagnosis that you have any issues or condition. If you are concerned about your circulatory health you should consult your physician before starting a nutrition or exercise regime. | Selenium       | Superoxide Dismutase | Iodine        | 7+ indicators<br>High Support         |
|   | Vitamin B2     | Vitamin C            | Vitamin E     |                                       |
|   | Vitamin D3     | Vitamin K1           | Vitamin B3    |                                       |
|   | Vitamin B6     | Vitamin B12          | Vitamin B9    |                                       |
|   | Taurine        | Arginine             | Citrulline    | 4-6 Indicators<br>Moderate Support    |
|   | Carnosine      | Alanine              | Serine        |                                       |
|   | Methionine     | Cystine              | Lysine        |                                       |
|   | Histidine      | Proline              | Co-Enzyme Q10 |                                       |
|   | Potassium      | Sodium               | Flavonoids    | 2-3 Indicators<br>Maintenance Support |
|   | Anthocyanidins | Polyphenols          | Magnesium     |                                       |
|   | Betaine        |                      |               |                                       |
|   |                |                      |               |                                       |

Other factors which are important for optimizing your Circulatory systems or that can be affected by poor circulatory function.

|                  |  |
|------------------|--|
| 1. Exercise      | Walk for at least 20 minutes per day at a brisk pace. There are proven benefits between daily walking and your circulatory function.   |
| 2. Lifestyle     | Cut down or eliminate smoking, alcohol and sugars, these are well known contributors circulatory dysfunction.  |
| 3. Other         | Lowering stress may help reduce high blood pressure. High blood pressure is the #1 wellness issue in the world.  |
| 4. Sexual Health | There is a proven link between sexual health and circulation; related to the elasticity and overall function of the blood vessels. Having good circulatory function has been known to assist in this area. |

# FREQUENCY INTERFERENCE INDICATORS

Priority - Reduce Exposure




## Category Indicators Chart

The above chart provides you with an overview of the Frequency Interference indicators which are specific to you. If this category is marked with a (Priority, Advisory or Consider), then these are considered items which you might wish to address through your nutritional food regime.

An indication in the overview chart of any underlying issues and/or the matching of any symptoms on this page is not a physical diagnosis of deficiency or associated illness. Always seek professional health advice when making nutritional and dietary changes.

# FREQUENCY INTERFERENCE

## ABOUT INTERFERENCE FOODS



Modern day electrical supply and technologies are largely powered by or utilize frequencies at the very low spectrum range. These are considered non-ionizing forms of EM radiation in the 50Hz to 1GHz range. There are many forms of natural frequency like visible light or ultra violet, even the body and its cells have a very weak frequency field. Modern forms of frequency appear not to be very compatible with the body's own fields and this is starting to create knock on effects for wellness. These factors can interfere with everyday communication within your body and you should be eating a wide variety of foods which can support and maintain normal function.

### REDUCE EXPOSURE TO FREQUENCY INTERFERENCE

As of yet, we do not fully understand the effects that our modern electrical environments are having on our wellness processes. However, it is clear that there is some effect and that it would be wise to start introducing foods which can help support the body and maintain systems which may come under pressure from the electrical appliances which we use on a daily basis both at home and work. Structured water may support cellular communication and help conserve energy in the system.

### INTERFERENCE SUPPORT FOODS


- Spirulina
- Vitamin D3
- Curcumin
- EFAs
- Calcium
- Melatonin
- B Vitamins
- Sulfur

See page 30 for specific foods

An indication in the overview chart of any underlying issues and/or the matching of any symptoms on this page is not a physical diagnosis of deficiency or associated illness. Always seek professional health advice when making nutritional and dietary changes.

# VITAMINS INDICATORS

*Consider - Increase Intake*



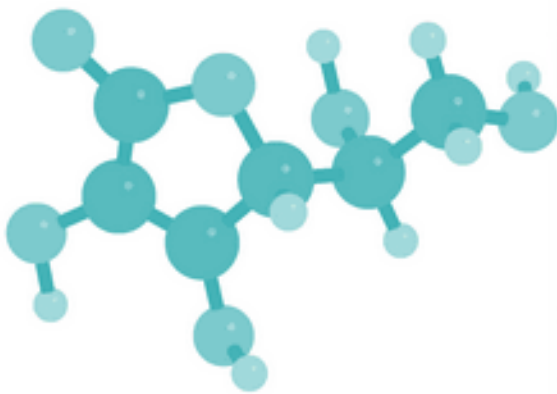
## Category Indicator Chart

The above chart provides you with an overview of the Vitamins indicators which are specific to you. If this category is marked with a (Priority, Advisory or Consider), then these are items which you might wish to address through your nutritional food regime.

An indication in the overview chart of any underlying issues and/or the matching of any symptoms on this page is not a physical diagnosis of deficiency or associated illness. Always seek professional health advice when making nutritional and dietary changes.

# VITAMINS

## ABOUT VITAMINS



Vitamin C molecular model



Vitamins are organic compounds which are needed to sustain life. You get vitamins from food, because the human body either does not produce enough of them or none at all. An organic compound contains carbon. When an organism (living thing) cannot produce enough of an organic chemical compound that it needs in tiny amounts, and has to get it from food, it is called a vitamin. Vitamins play a vital role in the enzymatic processes of your body and a shortage of them in your diet can cause a host of wellness related problems.

## HOW VITAMINS SUPPORT WELLNESS

Many processes in the body require a variety of vitamins in order to function at their optimum level. Vitamins are a key part in the enzyme processes, which are the drivers behind all of the body's metabolic processes. You need a wide variety of vitamins to help support and maintain the myriad of underlying mechanisms, which will in turn support optimized wellness. The best source of vitamins you can get is from the foods you eat, where the vitamins are present with other nutrients which work synergistically to support your wellness.

## VITAMIN SUPPORT FOODS

- Seeds and Nuts
- Lentils
- Chickpeas
- Green Vegetables
- Grains
- Red Peppers
- Apricots


*\*There are many other foods but these are some of the common examples.*

An indication in the overview chart of any underlying issues and/or the matching of any symptoms on this page is not a physical diagnosis of deficiency or associated illness. Always seek professional health advice when making nutritional and dietary changes.

# MINERALS INDICATORS



Priority - Increase Intake



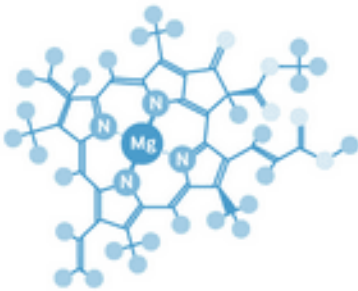
## Category Indicator Chart

The above chart provides you with an overview of the Minerals indicators which are specific to you. If this category is marked with a (Priority, Advisory or Consider), then these are items which you might wish to address through your nutritional food regime.

An indication in the overview chart of any underlying issues and/or the matching of any symptoms on this page is not a physical diagnosis of deficiency or associated illness. Always seek professional health advice when making nutritional and dietary changes.

# MINERALS

## ABOUT MINERALS



Magnesium molecular model



All but varieties are a good source of minerals.

Minerals are important for your body to stay healthy. Your body uses minerals for many different jobs, including building bones, making hormones and regulating your heartbeat.

**There are two kinds of minerals: macro-minerals and trace minerals.**

Macro-minerals are minerals your body needs in larger amounts. They include calcium, phosphorus, magnesium, sodium, potassium, chloride and sulphur. Your body needs just small amounts of trace minerals. These include iron manganese, copper, iodine, zinc, cobalt and selenium. The best way to get the minerals your body needs is by eating a wide variety of foods. However, even when eating a varied diet you often do not receive all of the required minerals and in the quantities the body needs. A broad spectrum mineral supplement should be considered.

## HOW MINERALS SUPPORT WELLNESS

Many processes and structures in the body require minerals in order to function at their optimum level. Minerals are a key part in the enzyme processes which are the drivers behind all of the body's metabolic processes. They also play a role in structure, muscle action and nerve transmission. You need a wide variety of minerals to help support and maintain the myriad of underlying mechanisms which will in turn support optimized Wellness.

## MINERAL SUPPORT FOODS

- Green Leafy Vegetables
- Nuts (all)
- Whole Grains
- Broccoli
- Cabbage
- Kale
- Brown Rice
- Mushrooms
- Seaweed
- Lentils
- Beans
- Tomatoes

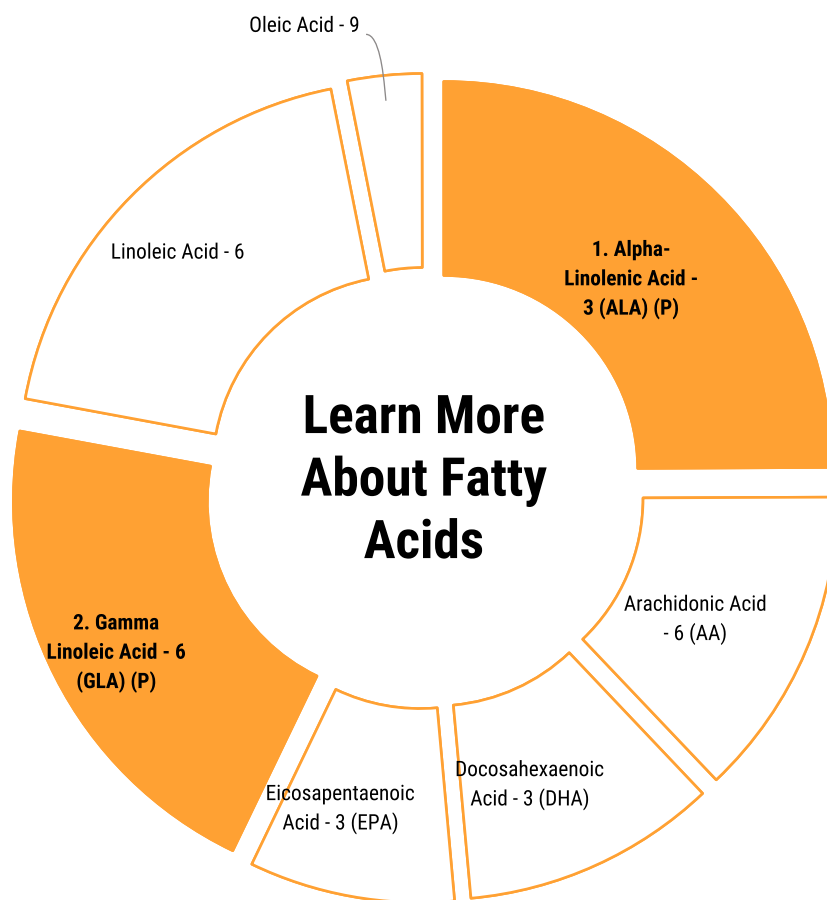
*\*There are many other foods but these are some of the common examples.*

An indication in the overview chart of any underlying issues and/or the matching of any symptoms on this page is not a physical diagnosis of deficiency or associated illness. Always seek professional health advice when making nutritional and dietary changes.

# FATTY ACIDS INDICATORS



Priority - Increase Intake



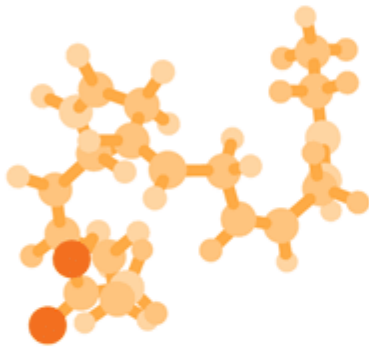
## Category Indicator Chart

The above chart provides you with an overview of the EFAs indicators which are specific to you. If this category is marked with a (Priority, Advisory or Consider), then these are items which you might wish to address through your nutritional food regime.

An indication in the overview chart of any underlying issues and/or the matching of any symptoms on this page is not a physical diagnosis of deficiency or associated illness. Always seek professional health advice when making nutritional and dietary changes.

# FATTY ACIDS

## ABOUT FATTY ACIDS



*Omega 3 molecular model*



*Many seeds, nuts and beans varieties are good source of EFAs*

Fatty acids, as they sound, are fats that are necessary within the human body. Though you have probably often heard the word 'fats' and associated it with bad health, there are some essential fatty acids that are necessary for your survival.

Without them, you could cause serious damage to different systems within the body. However, essential fatty acids are also not usually produced naturally within the body. This means that you have to obtain essential fatty acids by adding them to your diet.

## HOW FATTY ACIDS SUPPORT WELLNESS

Many processes in the body require EFAs in order to function at their optimum level. EFAs are a key part in supporting the cell membranes and brain and nervous system of the body. Other regulatory processes require EFAs and they have protective qualities. You need a wide daily intake of EFAs to help support and maintain the myriad of underlying mechanisms which will in turn support optimized Wellness.

## FATTY ACID SUPPORT FOODS

*Vegetarian*

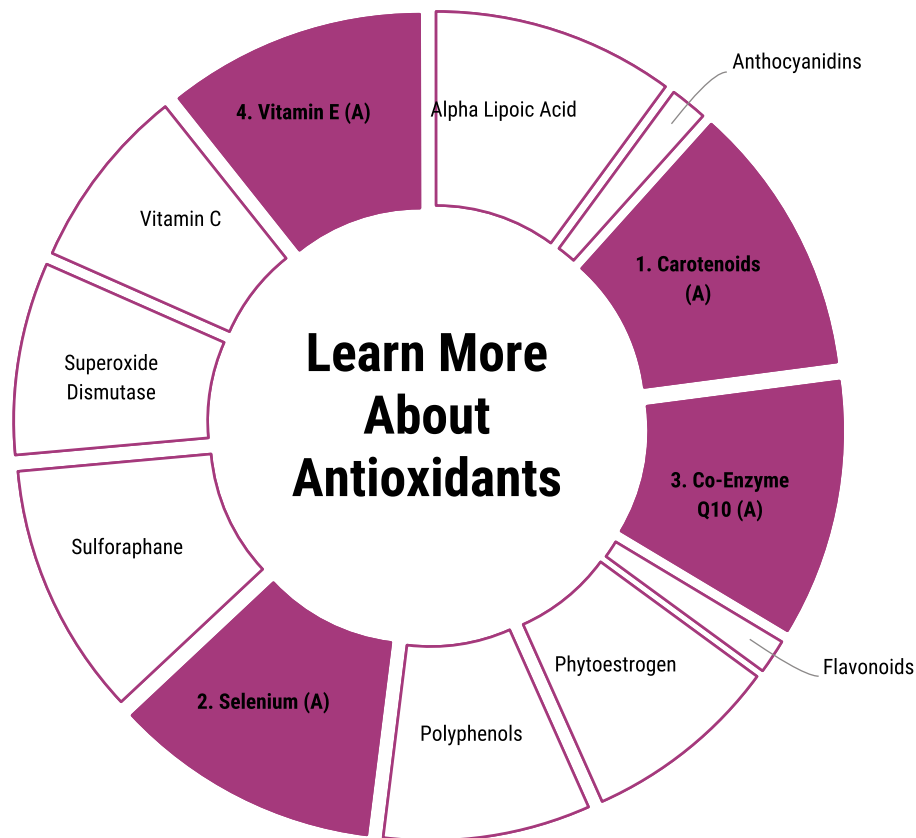
- Flaxseed
- Walnuts
- Tofu
- Hemp Seed

*\*There are many other foods but these are some of the common examples.*

An indication in the overview chart of any underlying issues and/or the matching of any symptoms on this page is not a physical diagnosis of deficiency or associated illness. Always seek professional health advice when making nutritional and dietary changes.

# ANTIOXIDANTS INDICATORS

Advisory - Increase Intake



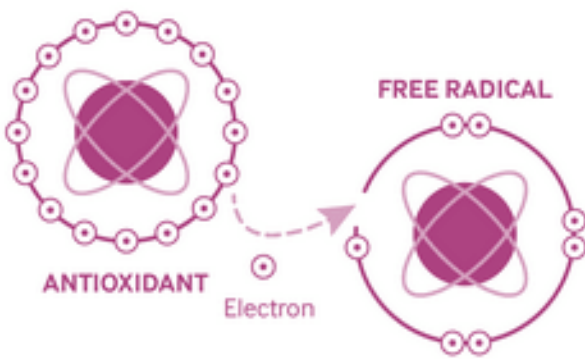
## Category Indicator Chart

The above chart provides you with an overview of the Antioxidants indicators which are specific to you. If this category is marked with a (Priority, Advisory or Consider), then these are items which you might wish to address through your nutritional food regime.

An indication in the overview chart of any underlying issues and/or the matching of any symptoms on this page is not a physical diagnosis of deficiency or associated illness. Always seek professional health advice when making nutritional and dietary changes.

# ANTIOXIDANTS

## ABOUT ANTIOXIDANTS



*Antioxidant neutralizing a free radical*



*Many berry varieties, including blueberries, are a good source of antioxidants*

Antioxidants are substances that may protect cells in your body from free radical damage that can occur from exposure to certain chemicals, smoking, pollution, radiation and as a by-product of normal metabolism. Dietary antioxidants include selenium, vitamin A and related carotenoids, vitamins C and E, plus various phytochemicals such as lycopene, lutein, and quercetin.

You can find these antioxidants in many different foods. There are large amounts of antioxidants in fruits, vegetables, nuts, and whole grains.

## HOW ANTIOXIDANTS SUPPORT WELLNESS

Our body's produce a lot of free oxygen molecules and other by-products, which can lead to oxidative stress. Anti-oxidants are a key part in the processes which supports the body to deal with these issues. You need a wide variety of antioxidants to help support your body to deal with oxidation and which will in turn support optimized Wellness.

## ANTIOXIDANT SUPPORT FOODS

- Peppers
- Blueberries
- Cranberries
- Tomatoes
- Nuts and Seeds
- Spinach
- Broccoli
- Cabbage
- Apricots
- Onion
- Garlic

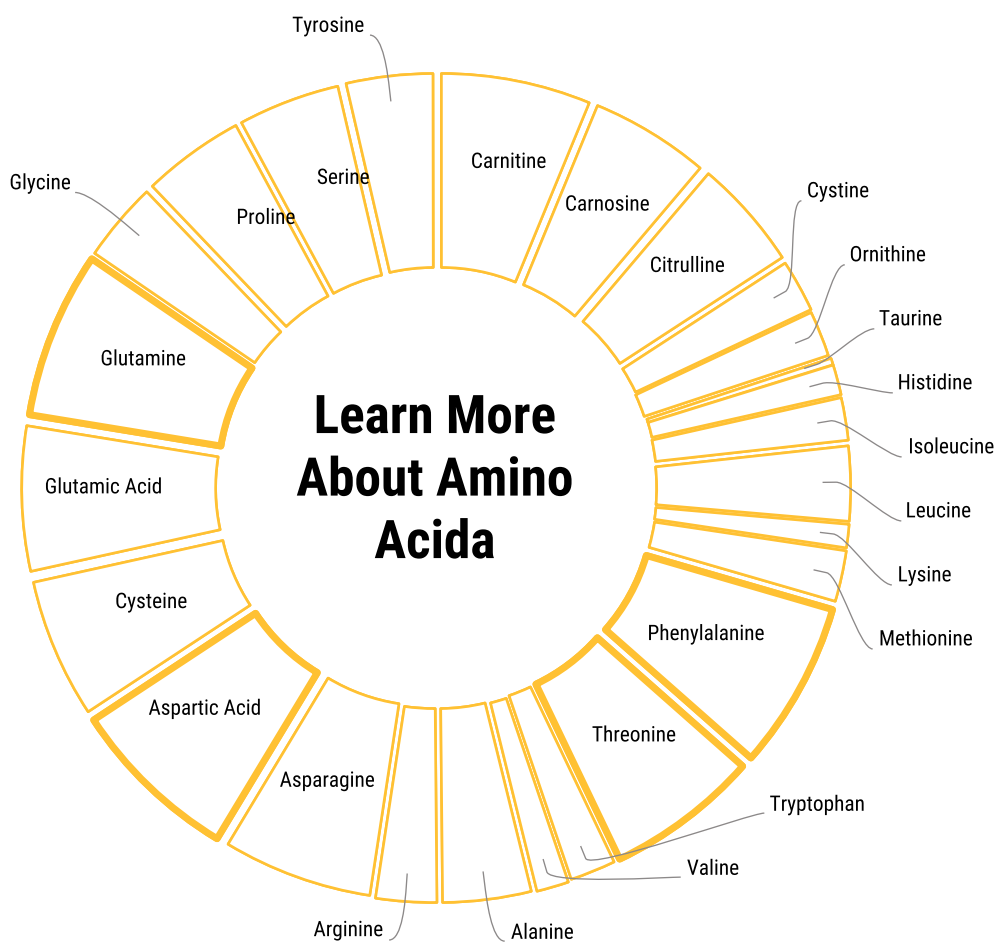
*\*There are many other foods but these are some of the common examples.*

An indication in the overview chart of any underlying issues and/or the matching of any symptoms on this page is not a physical diagnosis of deficiency or associated illness. Always seek professional health advice when making nutritional and dietary changes.

# AMINO ACIDS INDICATORS



*Consider - Increase Intake*



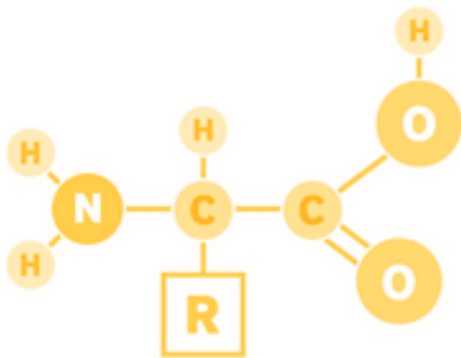
## Category Indicator Chart

The above chart provides you with an overview of the Amino Acids indicators which are specific to you. If this category is marked with a (Priority, Advisory or Consider), then these are items which you might wish to address through your nutritional food regime.

An indication in the overview chart of any underlying issues and/or the matching of any symptoms on this page is not a physical diagnosis of deficiency or associated illness. Always seek professional health advice when making nutritional and dietary changes.

# AMINO ACIDS

## ABOUT AMINO ACIDS



Protein is needed by every living organism, and next to water, makes up the largest portion of our body weight since it is contained in muscles, organs, hair, etc. The protein used in making up the body is not directly derived from diet, but the dietary protein is broken down into amino acids, and the body then re-constitute these amino acids into the specific proteins needed.

Enzymes and hormones regulating body functions are also proteins. Amino acids are used in most body processes from regulating the way the body works to how the brain functions—they activate and utilize vitamins and other nutrients.

## HOW AMINO ACIDS SUPPORT WELLNESS

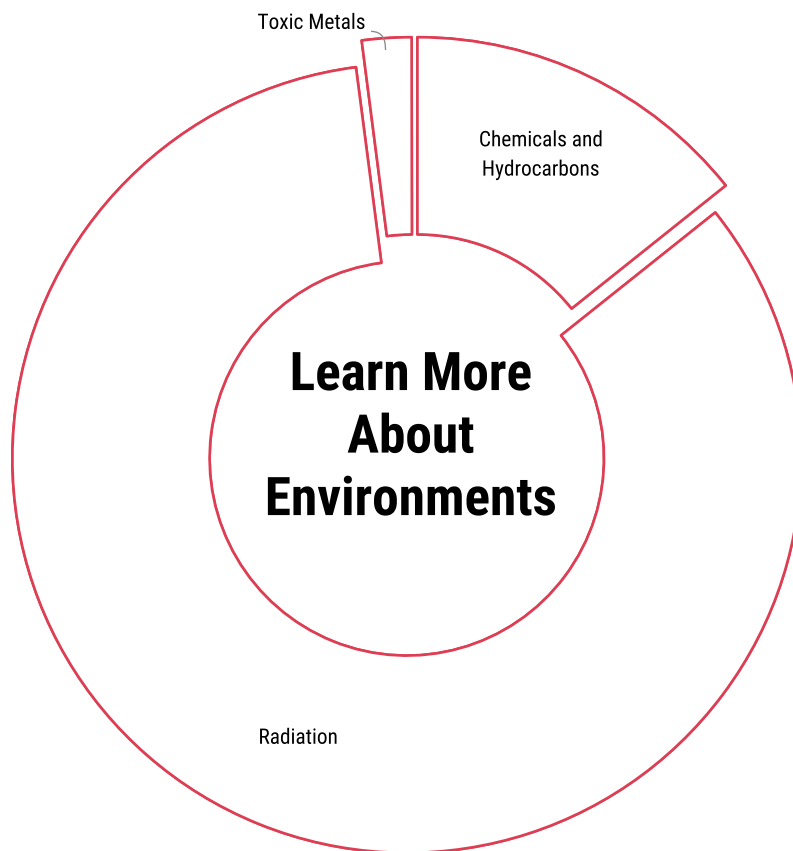
Many processes in the body are supported by amino acids in order to function at their optimum level. Amino acids are a key part in the enzyme processes and the protein building which the body needs for everyday maintenance. You need a wide variety of amino acids to help support and maintain the myriad of underlying mechanisms which will in turn support optimized Wellness.

## AMINO ACID SUPPORT FOODS

- Seeds
- Lentils
- Chickpeas
- Green Vegetables
- Grains
- Nuts
- Spirulina
- Poultry
- Onion
- Garlic
- Peppers

An indication in the overview chart of any underlying issues and/or the matching of any symptoms on this page is not a physical diagnosis of deficiency or associated illness. Always seek professional health advice when making nutritional and dietary changes.

# ENVIRONMENTAL CHALLENGE INDICATORS



## Category Indicator Chart

The above chart provides you with an overview of the Toxins indicators which are specific to you. If this category is marked with a (Priority, Advisory or Consider), then these are items which you might wish to address through your nutritional food regime.

*An indication in the overview chart of any underlying issues and/or the matching of any symptoms on this page is not a physical diagnosis of deficiency or associated illness. Always seek professional health advice when making nutritional and dietary changes.*

# ENVIRONMENTAL CHALLENGES

## ABOUT CLEANSING FOODS

Our environment has changed dramatically since the industrial revolution and one of the biggest changes has come about in the area of man-made elements. We can accumulate many influences which are not well tolerated by the body and which we should get rid of through the body's natural elimination processes. However, these processes were not designed to cope with the amount and variety of man-made elements which they are now required to. This requires extra support from your diet.

To help support and maintain a clean and optimized system, we require foods which support this process.

There are many foods which can support your body's daily cleansing needs and which will help to maintain the systems at their optimum function. Typical cleaning foods are green foods, wholefoods, nuts, seeds and herbs. But there are many and it's important to get good selection of different foods which have this ability into your nutritional food intake.



## BALANCING ENVIRONMENTAL EXPOSURES

The body has systems which are designed to help it cleanse itself of accumulated waste. Certain foods can support the systems which carry out this function and ensure that they do not get over burdened. You have organs and systems which can assist with your help. You need a wide variety of foods to help support and maintain the myriad of underlying cleansing mechanisms which will in turn support optimized Wellness.

## CLEANSING SUPPORT FOODS

- Beets
- Sweet Potatoes
- Lemon
- Green Leafy Vegetables
- Apple
- Garlic
- Onions
- Nuts and seeds
- Probiotics

*If there are foods recommended for you, see the tables on page 30.*

An indication in the overview chart of any underlying issues and/or the matching of any symptoms on this page is not a physical diagnosis of deficiency or associated illness. Always seek professional health advice when making nutritional and dietary changes.

# RESISTANCE INDICATORS



*AN INDICATOR OF VIRUS OR POST VIRUS DOES NOT SUGGEST THE PRESENCE OF A COVID CONNECTED VIRUS. If the report recipient may have been exposed to an individual who has contracted a COVID infection or is expressing symptoms of a COVID linked infection, it is recommended that they consider obtaining a separate COVID screening test.*



## Category Indicator Chart

The above chart provides you with an overview of the Microbiology indicators which are specific to you. If this category is marked with a (Priority, Advisory or Consider), then these are items which you might wish to address through your nutritional food regime.

*An indication in the overview chart of any underlying issues and/or the matching of any symptoms on this page is not a physical diagnosis of deficiency or associated illness. Always seek professional health advice when making nutritional and dietary changes.*

# RESISTANCE FOODS

## ABOUT RESISTANCE FOODS

On a daily basis our body's come under attack by micro-organisms that can weaken our ability to defend ourselves.

We have natural processes which are designed to enable us to resist these attacks and there are many foods which can support our natural ability to defend against these invaders.



By eating a diet rich in certain foods, you can keep your natural resistance in good shape and allow your body to naturally defend itself. Typical foods groups which can support this natural process are, herbs, fruits, vegetables, prebiotics and probiotics. An overall good healthy diet, with moderate exercise will maintain good resistance and support the normal function of your defensive systems.

### KEEPING OUR RESISTANCE STRONG

Your body has an entire system dedicated to naturally resisting outside invaders and providing good protection to your cells and organs.

This system requires a good overall and balanced nutritional intake to support it and help maintain all aspects of defense. There are other certain foods which can actively boost the system and help the body produce more elements which can resist invaders.

### RESISTANCE SUPPORT FOODS

- Garlic
- Ginger
- Pineapple
- Elderberry
- Onions
- Coconut Oil
- Pumpkin Seeds
- Broccoli

*For specific foods that maybe recommended for you see page 30.*

An indication in the overview chart of any underlying issues and/or the matching of any symptoms on this page is not a physical diagnosis of deficiency or associated illness. Always seek professional health advice when making nutritional and dietary changes.

# FOOD RESTRICTIONS

**WARNING – THIS IS NOT A FOOD ALLERGY TEST.**

The foods listed here should be restricted for the next 60-days only. **ALL KNOWN ALLERGIES** must continue to be avoided at all times.

## ABOUT FOOD RESTRICTIONS

There are many different levels at which foods can effect a person from the severe to the very mild but all have the ability to affect the wellness processes.

There are foods which you could be eating which show NO physical signs and symptoms of being a problem but which are not supporting the body’s needs as they take up more energy to digest than the body gets in return. This puts pressure on the entire system and these foods are best restricted in the short term and up to 60-days.

## ENERGY FLOW

When we are struggling against the foods we ingest, the body will end up using energy from another source in the body to digest and liberate key nutrients. This process leads to a compensation process which will leave another function unable to complete properly and this does not support overall function. So, it is important not only to eat foods which can support the overall status of the body. But also to adjust for foods which might not be best supporting and maintaining normal functions in the short to medium term.



| Foods Restrictions |             |
|--------------------|-------------|
| Kiwi               | Raspberry   |
| Red Pepper         | Cauliflower |
| Eggplant           | Pistachios  |
| Beer               | Elderberry  |
| Kidney Beans       | Pomegranate |

The food indicators list is from the epigenetic relevancy indicators and NOT a physical intolerance or allergy. Please continue to avoid foods that you know physically affect you. Please restrict these foods for a 60 day period.

Any indication in this report of an underlying food restriction does not relate to physical food Allergies. For allergy advice seek a medical professional. **If you know you are ALLERGIC to foods, you must always avoid them.** Please refer to Food Restrictions page.

# FOOD ADDITIVE AVOIDANCE

## Priority - Avoidance Recommended

| Food Additives Indicators                     |   |
|---|---|
| E 444 Sucrose-acetate-isobutyrate             | E 250 Sodium nitrite                                  |
| E 620 Glutamic acid                           | E 302 Calcium L-ascorbate (Ascorbic acid)             |
| E 914 Polyethylene wax oxidates               | E 339 Monosodium phosphate, Disodium p., Trisodium p. |
| E 470 b Magnesium salts of edible fatty acids | E 585 Iron-II-lactate                                 |
| E 214 Ethyl-para-hydroxybenzoate (PHB-Ester)  | E 414 Gum arabic                                      |

### ABOUT FOOD ADDITIVES

The best choices will always lead to optimized wellness and natural, unprocessed, home cooked food will always be best.

Therefore, the proper understanding of how food additives affect wellness is crucial in reaching your wellness goals. Here are some of the important food additive avoidances that we recommend. You must know that beyond reading labels on products, you must understand and be able to choose the best resources for an optimal wellness.

Here are some of the food additive avoidances we recommend:

1. High Fructose Corn Syrup (HFCS); It has been implicated in affecting poor cardiovascular response, poor blood sugar management and body fat gain. Unfortunately, it is found in many popular foods, energy drinks and energy bars.
2. Aspartame: An unsafe, however, very popular food additive considered to be an "excitotoxin". Regular use of this substance may distort a brain's cellular function and affect neurotransmitters. At a minimum, this substance may lead to poor focus, cloudy cognitive function and brain fog that could adversely affect a peak wellness state.
3. Monosodium Glutamate: This is a hydrolyzed protein, it is in many energy bars and protein supplement, such as whey protein isolates or textured proteins and pre-prepared foods. This is utilized to fool the tongue into thinking these bars and shakes have a better taste profile than they may have.
4. Artificial Colors: They may cause false involuntary physical responses and hyperactivity. These artificial colorings are found in many sports, energy and protein drinks and everyday foods, as well as nutrition and energy bars and many consumable sports and fitness supplements.

In conclusion, the best way to achieve optimized wellness is to avoid these unhealthy ingredients, as well as all of the additive indicators that appear in your personalize plan and listed above. This is just the tip of the iceberg and designed to bring to your attention to the issue of processed foods. Please note: Always read your food labels and as a helpful baseline, try to follow the USA FDA GRAS list. This stands for Generally Recognized as Safe. This is a USA /FDA designation that a chemical and or a substance added to a food is recognized as safe. This information has been provided to assist you in understanding more about, and navigating around food additives, helping to achieve more optimized wellness.

The above list provides you with an overview of the food additives avoidance indicators for the client named in this report. It is recommended that the foods additives listed are avoided for the foreseeable future (minimum 90-day period).

# 60 DAY OPTIMIZE PLAN

## THIS REPORT IS ONLY VALID FOR THE NEXT 60-DAYS

Your next Optimize Report date is:

Book today with your provider at:

Phone:

Email:

With any regime change that supports wellness or performance it is most beneficial to follow a course of reports. Being optimized, means staying in alignment with your epigenetic environment and adjusting your food and nutrient intake to meet your changing needs over time. We recommend that you do this every 60-days, as this is a natural cycle the body follows. Don't miss out and book your next report now based on the above date.

### Step 1

The first and easiest step to optimizing is to restrict foods which might be causing stress to your body's digestive or immune system. Dealing with some foods can drain the body's energy resources and stop the absorption of nutrients which are crucial to enzyme and metabolic function. See the table below for foods that you should restrict for a minimum of 60-days.

START Day 1

|           |             |            |            |              |
|-----------|-------------|------------|------------|--------------|
| Kiwi      | Red Pepper  | Eggplant   | Beer       | Kidney Beans |
| Raspberry | Cauliflower | Pistachios | Elderberry | Pomegranate  |

### Step 2

The second step of optimization is to avoid Environmental challenges, Interference indicators and food additive, which could be compromising your enzyme function through key nutrient depletion and contributing to poor cellular expression. Use the links below to download documents which will indicate common sources of these so that you can easily avoid them.

START Day 1

- [CLICK Here for more EMF/ELF Information](#)
- [CLICK Here for more Gut Support Guidance](#)
- [CLICK Here for more Toxins Information](#)
- [CLICK Here for more Food Additives Information](#)

### Step 3

Step 3 of the optimizing process is to ensure that you are absorbing enough nutrients from the foods you are eating in order to fully support all of the enzymes processes in the body. A good quality systemic enzyme can support the breakdown of foods in the stomach so that nutrients can be readily released for the body to process and use. A natural multi-strain probiotic will further assist with the breakdown and absorption of nutrients from the food you eat and ensure that the body's daily nutritional needs are supported.

START Day 1

### Step 4

The next step for optimization is to ensure that the quality of your drinking water will support your body's need for hydration and waste removal and detoxing from EMFs. Water containing high levels of toxins (typical tap water) cannot be readily used by the body for its key functions. Ensure that you have a regular source of good quality drinking water and drink 1 to 2 liters daily.

START Day 1

### Step 5

The next step for optimization is to increase your dietary intake of the foods which will help address the priority and advisory nutritional indicators highlighted in your report. This will help you to meet your body's nutritional needs and all around enzyme and metabolic functions, thereby supporting your wellness. See table Step 5 on page 29 for foods recommended for you.

START Day 1

### Step 6

The final step of the optimize immunity & wellbeing plan is to support your body to deal with the Environmental Challenges or Resistance and Interference indicators, which could be contributing to poor cellular expression and metabolic function. See the table on page 30 for the specific foods and recommendations suggested for you.

START Day 60

# 60 DAY OPTIMIZE VEGAN IMMUNITY & WELLBEING FOODS

PLEASE EXCLUDE THE FOODS TO AVOID ON PAGE 26, FROM THE RECOMMENDED FOODS BELOW

| Optimize Indicator (STEP 5 - Nutrition) | START Day 1  |
|---|--|
| Potassium                               | Beetroot, most legumes, vegetables, whole grains, apricots, avocados, bananas, dates, figs, garlic, nuts, spinach, yams, nettle, sage, sea weed, dill, coriander, almond, parsley, apple, spinach, sweet potato, broccoli, banana, potato, guava, orange, grapefruit   |
| Alpha-Linolenic Acid - 3 (ALA)          | Walnuts, flax seeds, sunflower butter, almond milk, hemp seed, chia seed, linseed, kiwi, cranberries   |
| Selenium                                | Brazil nuts, brewer's yeast, broccoli, garlic, kelp, molasses, onions, beetroot, vegetables, apple, orange, spinach, parsley, alfalfa, cayenne, chamomile, fennel seed, celery, nettle, parsley, peppermint, turmeric, green peas, blackcurrant, mango, pineapple, rhubarb, rosehip  |
| Gamma Linoleic Acid - 6 (GLA)           | Barley, spirulina, nuts, almonds, egg yolk, coconut butter, sunflower butter   |
| Molybdenum                              | Dark green leafy vegetables, legumes, lentils, split peas, green peas, cauliflower, spinach, bell pepper, red cabbage, pineapple, carrot, kale, grape, strawberry, pear, apple   |
| Sodium                                  | Himalayan salt, algae, seaweed, cucumber, green beans, green peas, carrot, tomato, coriander, beetroot, apple, fig, rice milk, green cabbage, sweet potato, honeydew melon, green salad, garlic, broccoli, coconut, sesame, chervil, dill, watermelon, mandarin, avocado, lemon, pear, blackberry, rhubarb, peach, plum, kiwi, passion fruit   |
| Carotenoids                             | Sweet potatoes, carrots, tomato juice, cantaloupe, apricots, spinach, broccoli, parsley, lemon, cabbage, barley grass  |
| Co-Enzyme Q10                           | Almonds, spinach, peanuts, sesame seeds  |
| Vitamin E                               | Wheat germ, peanuts, bananas, blackberries, tomatoes, kelp, green leafy vegetables, barley grass, turmeric, beetroot, peanuts, bananas, wheat germ, rhubarb, pine nuts, cabbage, sesame, brazil nut, spinach, celery stalk, parsley, prune, bell pepper, blackcurrant, dill, walnut, avocado, broccoli, watercress, gooseberry, elderberry, seaweed, lemon, carrot, mandarin, orange |
| Aspartic Acid                           | Walnuts, pistachios, chestnuts   |
| Phenylalanine                           | barley, wheat, nuts (almond, walnuts, hazelnut), seeds (pumpkin, sunflower, sesame)  |
| Vitamin K1                              | Brussels sprouts, broccoli, kale, cauliflower, spinach, loose leaf lettuce, carrot, green beans, asparagus, strawberry, avocado, parsley, green peas, strawberry, cucumber, buckthorn, avocado, tomato, apple, beetroot  |
| Glutamine                               | Papaya, celery, parsley, spinach, cabbage, barley grass, almond, peanut, flax seed, tomato, cashew, green beans, green cabbage, carrot, ginger, water cress, kiwi, apricot, raisin, sweet potato, grapes, celery stalk, celery, strawberry, radish, apple, grape fruit, blueberry  |
| Vitamin B2                              | Leafy green vegetables, almond, asparagus, beetroot, barley grass, broccoli, dill, parsley, tomato, green peas, avocado, cashew, ginger, hazelnut, peanut, brazil nut, pecan, sesame, strawberry, pineapple, orange, blueberry, lemon, grapefruit  |
| Threonine                               | Wheat germ, all nuts, almonds, beetroot, celery, green beans, potato, sweet potato, celery stalk, ginger, tomato, carrot, strawberry, cucumber, grapefruit, apple, lemon   |

If you find adding the suggested foods to your diet difficult, then you can choose to supplement your diet with nutritional supplements. Supplementation is not a replacement for eating a balanced and healthy diet but can be a way of helping to increase your intake of specific nutrients or nutrient groups. When taking supplements for Environmental Challenges and Resistance Indicators support, you should seek the advice of a qualified health professional who can advise you on the products and processes involved.

# 60 DAY OPTIMIZE VEGAN IMMUNITY & WELLBEING FOODS

PLEASE EXCLUDE THE FOODS TO AVOID ON PAGE 26, FROM THE RECOMMENDED FOODS BELOW

| Optimize Indicator (STEP 6 – Frequency Interference) | Suggested Food/Supplement Sources   |
|--|---|
| Interference (Calcium Day 1-90)                      | Dark green leafy vegetables, almonds, asparagus, blackstrap molasses, brewer's yeast, celery , broccoli, cabbage, carob, kale, figs, chickweed, chicory, flaxseed, kelp, parsley, sesame, poppy seed, barley grass, cilantro, celery , coconut, mandarin, orange, mango, melon, olive, papaya, brazil nut, pecan nut, pine nut, pistachio, pear, black berry, raisin, sesame, avocado, blue berry |
| Interference (Water Day 1-90)                        | Good quality drinking water for cell optimization. (Avoid tap water, plastic bottled water or water of an unknown source)   |
| Interference (Essential Fatty Acids Day 1-90)        | Flax seed, walnut, pumpkin seeds, hemp seeds  |

If you find adding the suggested foods to your diet difficult, then you can choose to supplement your diet with nutritional supplements. Supplementation is not a replacement for eating a balanced and healthy diet but can be a way of helping to increase your intake of specific nutrients or nutrient groups. When taking supplements for Environmental Challenges and Resistance Indicators support, you should seek the advice of a qualified health professional who can advise you on the products and processes involved.

# SELF-CHECK PROGRESS

The process of optimizing varies for everyone and it's important to keep a track of the changes over time. The more optimized you become, the more difficult it can become to remember how things used to be. Keeping a record of your journey helps you to quantify the changes and motivates you to keep them. **At that start, be sure to schedule the 4 dates that you are going to complete the questionnaires, helping to ensure you give yourself enough time to complete this thoughtfully.**

## DAY 1

DATE

| REACTION                 | SCALE             | 1 | 2 | 3 | 4 | 5 | 6 | 7 | 8 | 9 | 10 | SCORE            |  |
|--------------------------|-------------------|---|---|---|---|---|---|---|---|---|----|------------------|--|
| TIRED                    | Extremely         |   |   |   |   |   |   |   |   |   |    | Never            |  |
| TEMPERAMENT              | Racy              |   |   |   |   |   |   |   |   |   |    | Calm             |  |
| A LITTLE SNAPPY          | Very Bad Tempered |   |   |   |   |   |   |   |   |   |    | Placid           |  |
| A LITTLE EMOTIONAL       | Highly            |   |   |   |   |   |   |   |   |   |    | Balanced         |  |
| FOOD DOESN'T DIGEST      | Uncomfortable     |   |   |   |   |   |   |   |   |   |    | No Problem       |  |
| SHORT TERM MEMORY        | Forget Easily     |   |   |   |   |   |   |   |   |   |    | Great Memory     |  |
| SUGAR CRAVINGS           | Love Sweets       |   |   |   |   |   |   |   |   |   |    | Don't Need Sugar |  |
| STAMINA                  | Very Low          |   |   |   |   |   |   |   |   |   |    | High             |  |
| COLD HANDS OR FEET       | Very Cold         |   |   |   |   |   |   |   |   |   |    | Normal           |  |
| FEELING OF HOPELESSNESS  | Depressed         |   |   |   |   |   |   |   |   |   |    | Life is Good     |  |
| MIGRAINE                 | Extreme           |   |   |   |   |   |   |   |   |   |    | No Headaches     |  |
| THRUSH                   | Frequently        |   |   |   |   |   |   |   |   |   |    | Never            |  |
| BOWEL MOVEMENTS          | Irregular         |   |   |   |   |   |   |   |   |   |    | Frequent/Normal  |  |
| CONSTIPATION             | 10 Days Apart     |   |   |   |   |   |   |   |   |   |    | Every Day        |  |
| APPETITE                 | Always Snacking   |   |   |   |   |   |   |   |   |   |    | Never Hungry     |  |
| ACNE                     | Extreme           |   |   |   |   |   |   |   |   |   |    | Nil              |  |
| VOICE                    | Very Deep         |   |   |   |   |   |   |   |   |   |    | Soft             |  |
| HIGHLY STRUNG            | Volatile          |   |   |   |   |   |   |   |   |   |    | Calm             |  |
| IRRITABLE BOWEL SYNDROME | Bad               |   |   |   |   |   |   |   |   |   |    | No               |  |
| SLEEP PATTERNS           | Poor              |   |   |   |   |   |   |   |   |   |    | Very Good        |  |
| NUMBER OF HOURS OF SLEEP | 10 or More        |   |   |   |   |   |   |   |   |   |    | 5-8              |  |
| RESTLESS LEGS            | Often             |   |   |   |   |   |   |   |   |   |    | Never            |  |
| LOWER BACK PAIN          | Extreme           |   |   |   |   |   |   |   |   |   |    | Never            |  |
| WIND/BLOATING            | Often             |   |   |   |   |   |   |   |   |   |    | Never            |  |

TOTAL

# SELF-CHECK PROGRESS

The process of optimizing varies for everyone and it's important to keep a track of the changes over time. The more optimized you become, the more difficult it can become to remember how things used to be. Keeping a record of your journey helps you to quantify the changes and motivates you to keep them. **At that start, be sure to schedule the 4 dates that you are going to complete the questionnaires, helping to ensure you give yourself enough time to complete this thoughtfully.**

## DAY 20

### DATE

| REACTION                 | SCALE             | 1 | 2 | 3 | 4 | 5 | 6 | 7 | 8 | 9 | 10 | DATE             | SCORE |
|--------------------------|-------------------|---|---|---|---|---|---|---|---|---|----|------------------|-------|
| TIRED                    | Extremely         |   |   |   |   |   |   |   |   |   |    | Never            |       |
| TEMPERAMENT              | Racy              |   |   |   |   |   |   |   |   |   |    | Calm             |       |
| A LITTLE SNAPPY          | Very Bad Tempered |   |   |   |   |   |   |   |   |   |    | Placid           |       |
| A LITTLE EMOTIONAL       | Highly            |   |   |   |   |   |   |   |   |   |    | Balanced         |       |
| FOOD DOESN'T DIGEST      | Uncomfortable     |   |   |   |   |   |   |   |   |   |    | No Problem       |       |
| SHORT TERM MEMORY        | Forget Easily     |   |   |   |   |   |   |   |   |   |    | Great Memory     |       |
| SUGAR CRAVINGS           | Love Sweets       |   |   |   |   |   |   |   |   |   |    | Don't Need Sugar |       |
| STAMINA                  | Very Low          |   |   |   |   |   |   |   |   |   |    | High             |       |
| COLD HANDS OR FEET       | Very Cold         |   |   |   |   |   |   |   |   |   |    | Normal           |       |
| FEELING OF HOPELESSNESS  | Depressed         |   |   |   |   |   |   |   |   |   |    | Life is Good     |       |
| MIGRAINE                 | Extreme           |   |   |   |   |   |   |   |   |   |    | No Headaches     |       |
| THRUSH                   | Frequently        |   |   |   |   |   |   |   |   |   |    | Never            |       |
| BOWEL MOVEMENTS          | Irregular         |   |   |   |   |   |   |   |   |   |    | Frequent/Normal  |       |
| CONSTIPATION             | 10 Days Apart     |   |   |   |   |   |   |   |   |   |    | Every Day        |       |
| APPETITE                 | Always Snacking   |   |   |   |   |   |   |   |   |   |    | Never Hungry     |       |
| ACNE                     | Extreme           |   |   |   |   |   |   |   |   |   |    | Nil              |       |
| VOICE                    | Very Deep         |   |   |   |   |   |   |   |   |   |    | Soft             |       |
| HIGHLY STRUNG            | Volatile          |   |   |   |   |   |   |   |   |   |    | Calm             |       |
| IRRITABLE BOWEL SYNDROME | Bad               |   |   |   |   |   |   |   |   |   |    | No               |       |
| SLEEP PATTERNS           | Poor              |   |   |   |   |   |   |   |   |   |    | Very Good        |       |
| NUMBER OF HOURS OF SLEEP | 10 or More        |   |   |   |   |   |   |   |   |   |    | 5-8              |       |
| RESTLESS LEGS            | Often             |   |   |   |   |   |   |   |   |   |    | Never            |       |
| LOWER BACK PAIN          | Extreme           |   |   |   |   |   |   |   |   |   |    | Never            |       |
| WIND/BLOATING            | Often             |   |   |   |   |   |   |   |   |   |    | Never            |       |

## TOTAL

# SELF-CHECK PROGRESS

The process of optimizing varies for everyone and it's important to keep a track of the changes over time. The more optimized you become, the more difficult it can become to remember how things used to be. Keeping a record of your journey helps you to quantify the changes and motivates you to keep them. **Now is the time to book yourself for a re-scan, which should be as close as possible to the end of the 90-days and after you have completed the final self-check.**

## DAY 40

DATE

| REACTION                 | SCALE             | 1 | 2 | 3 | 4 | 5 | 6 | 7 | 8 | 9 | 10 | SCORE            |  |
|--------------------------|-------------------|---|---|---|---|---|---|---|---|---|----|------------------|--|
| TIRED                    | Extremely         |   |   |   |   |   |   |   |   |   |    | Never            |  |
| TEMPERAMENT              | Racy              |   |   |   |   |   |   |   |   |   |    | Calm             |  |
| A LITTLE SNAPPY          | Very Bad Tempered |   |   |   |   |   |   |   |   |   |    | Placid           |  |
| A LITTLE EMOTIONAL       | Highly            |   |   |   |   |   |   |   |   |   |    | Balanced         |  |
| FOOD DOESN'T DIGEST      | Uncomfortable     |   |   |   |   |   |   |   |   |   |    | No Problem       |  |
| SHORT TERM MEMORY        | Forget Easily     |   |   |   |   |   |   |   |   |   |    | Great Memory     |  |
| SUGAR CRAVINGS           | Love Sweets       |   |   |   |   |   |   |   |   |   |    | Don't Need Sugar |  |
| STAMINA                  | Very Low          |   |   |   |   |   |   |   |   |   |    | High             |  |
| COLD HANDS OR FEET       | Very Cold         |   |   |   |   |   |   |   |   |   |    | Normal           |  |
| FEELING OF HOPELESSNESS  | Depressed         |   |   |   |   |   |   |   |   |   |    | Life is Good     |  |
| MIGRAINE                 | Extreme           |   |   |   |   |   |   |   |   |   |    | No Headaches     |  |
| THRUSH                   | Frequently        |   |   |   |   |   |   |   |   |   |    | Never            |  |
| BOWEL MOVEMENTS          | Irregular         |   |   |   |   |   |   |   |   |   |    | Frequent/Normal  |  |
| CONSTIPATION             | 10 Days Apart     |   |   |   |   |   |   |   |   |   |    | Every Day        |  |
| APPETITE                 | Always Snacking   |   |   |   |   |   |   |   |   |   |    | Never Hungry     |  |
| ACNE                     | Extreme           |   |   |   |   |   |   |   |   |   |    | Nil              |  |
| VOICE                    | Very Deep         |   |   |   |   |   |   |   |   |   |    | Soft             |  |
| HIGHLY STRUNG            | Volatile          |   |   |   |   |   |   |   |   |   |    | Calm             |  |
| IRRITABLE BOWEL SYNDROME | Bad               |   |   |   |   |   |   |   |   |   |    | No               |  |
| SLEEP PATTERNS           | Poor              |   |   |   |   |   |   |   |   |   |    | Very Good        |  |
| NUMBER OF HOURS OF SLEEP | 10 or More        |   |   |   |   |   |   |   |   |   |    | 5-8              |  |
| RESTLESS LEGS            | Often             |   |   |   |   |   |   |   |   |   |    | Never            |  |
| LOWER BACK PAIN          | Extreme           |   |   |   |   |   |   |   |   |   |    | Never            |  |
| WIND/BLOATING            | Often             |   |   |   |   |   |   |   |   |   |    | Never            |  |

**TOTAL**

# SELF-CHECK PROGRESS

Compare your self-check questionnaires from day 1 to day 60 to get a feel for some of the tangible changes that optimization has brought about already. Changes can vary but should generally be on an upward trend. If they are then you can see for yourself that the process of optimizing is boosting your enzymes function; helping your genes to produce better cells; promoting an adaptable nervous system and overall improving your metabolic function. **Now get your re-scan and keep up the good work and continue to Optimize.**

## DAY 60

DATE

| REACTION                 | SCALE             | 1 | 2 | 3 | 4 | 5 | 6 | 7 | 8 | 9 | 10 | SCORE            |  |
|--------------------------|-------------------|---|---|---|---|---|---|---|---|---|----|------------------|--|
| TIRED                    | Extremely         |   |   |   |   |   |   |   |   |   |    | Never            |  |
| TEMPERAMENT              | Racy              |   |   |   |   |   |   |   |   |   |    | Calm             |  |
| A LITTLE SNAPPY          | Very Bad Tempered |   |   |   |   |   |   |   |   |   |    | Placid           |  |
| A LITTLE EMOTIONAL       | Highly            |   |   |   |   |   |   |   |   |   |    | Balanced         |  |
| FOOD DOESN'T DIGEST      | Uncomfortable     |   |   |   |   |   |   |   |   |   |    | No Problem       |  |
| SHORT TERM MEMORY        | Forget Easily     |   |   |   |   |   |   |   |   |   |    | Great Memory     |  |
| SUGAR CRAVINGS           | Love Sweets       |   |   |   |   |   |   |   |   |   |    | Don't Need Sugar |  |
| STAMINA                  | Very Low          |   |   |   |   |   |   |   |   |   |    | High             |  |
| COLD HANDS OR FEET       | Very Cold         |   |   |   |   |   |   |   |   |   |    | Normal           |  |
| FEELING OF HOPELESSNESS  | Depressed         |   |   |   |   |   |   |   |   |   |    | Life is Good     |  |
| MIGRAINE                 | Extreme           |   |   |   |   |   |   |   |   |   |    | No Headaches     |  |
| THRUSH                   | Frequently        |   |   |   |   |   |   |   |   |   |    | Never            |  |
| BOWEL MOVEMENTS          | Irregular         |   |   |   |   |   |   |   |   |   |    | Frequent/Normal  |  |
| CONSTIPATION             | 10 Days Apart     |   |   |   |   |   |   |   |   |   |    | Every Day        |  |
| APPETITE                 | Always Snacking   |   |   |   |   |   |   |   |   |   |    | Never Hungry     |  |
| ACNE                     | Extreme           |   |   |   |   |   |   |   |   |   |    | Nil              |  |
| VOICE                    | Very Deep         |   |   |   |   |   |   |   |   |   |    | Soft             |  |
| HIGHLY STRUNG            | Volatile          |   |   |   |   |   |   |   |   |   |    | Calm             |  |
| IRRITABLE BOWEL SYNDROME | Bad               |   |   |   |   |   |   |   |   |   |    | No               |  |
| SLEEP PATTERNS           | Poor              |   |   |   |   |   |   |   |   |   |    | Very Good        |  |
| NUMBER OF HOURS OF SLEEP | 10 or More        |   |   |   |   |   |   |   |   |   |    | 5-8              |  |
| RESTLESS LEGS            | Often             |   |   |   |   |   |   |   |   |   |    | Never            |  |
| LOWER BACK PAIN          | Extreme           |   |   |   |   |   |   |   |   |   |    | Never            |  |
| WIND/BLOATING            | Often             |   |   |   |   |   |   |   |   |   |    | Never            |  |

**TOTAL**

# OPTIMIZED NUTRITION IS THE KEY TO WELLNESS

## NUTRITION SUPPORTS & MAINTAINS

- Many body processes
- Better resistance
- Sleep patterns
- Cleansing
- Optimum weight and shape
- Performance
- Energy Production



## WHAT COULD BE STOPPING YOU FROM GETTING OPTIMIZED NUTRITION?

### Nutrient Intake

Many soils are depleted of key nutrients and those that do exist are much lower than a generation ago. Even a healthy diet may not provide you with enough nutrients.

### Processed Foods

These foods have a very low nutritional value. Known as empty calories/carbs, they actually create a deficit of key nutrients for the body.

### Convenience

We like convenience in certain foods but it can come at a cost. The easiest of options often have the lowest of nutritional values.

### Lifestyles

Lifestyles of high stress deplete the body of many nutrients and, when combined with other factors, leave many people malnourished of micro-nutrients.

# IT'S TIME TO STOP JUST SURVIVING... & START OPTIMIZING!



Thank you for investing your time and resources to get your 'Vegan Optimize Immunity & Wellbeing' nutritional food plan.

Empower yourself and take the quantum leap towards optimal nutritional support today!

[cell-wellbeing.com](https://cell-wellbeing.com)

**DISCLAIMER:**

The statements contained within this report have not been evaluated by the FDA. This product is not intended to diagnose, treat, cure, or prevent any disease or condition.

Advice and recommendations given in this report or in personal consultation by phone, email, in-person, online coaching, or otherwise, are at the reader's sole discretion and risk. Information presented in this report is not to be interpreted as any kind of attempt to prescribe or practice medicine. You should see a qualified, licensed doctor before starting any nutritional or diet program.

No product offerings made as a result of this report are intended to treat, diagnose, cure, or prevent any disease. You should always consult with a competent, fully-informed medical professional or health practitioner when making decisions having to do with your health. You are advised to investigate and educate yourself about any health-related actions and choices you make.